

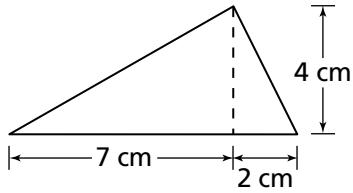
Additional Practice *(continued)*

Investigation 3

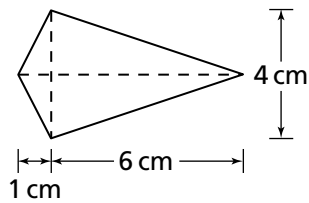
Looking for Pythagoras

For Exercises 17–19, find the perimeter of the figure to the nearest tenth of a centimeter.

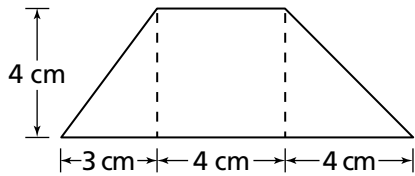
17.



18.



19.



For Exercises 20–23, use the map in Additional Practice, Investigation 1 to find the distance by helicopter between the two landmarks. Explain how you found the distance.

20. the greenhouse and the police station

21. the police station and the art museum

22. the greenhouse and City Hall

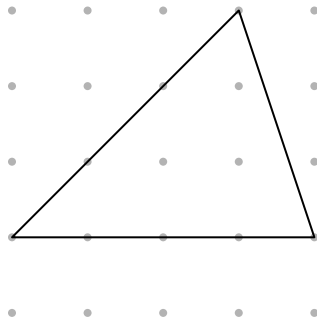
23. City Hall and the animal shelter

Additional Practice *(continued)*

Investigation 3

Looking for Pythagoras

For Exercises 24–26, find the perimeter of the right triangle. Express the perimeter as the sum of a whole number and square roots and as a single value using decimal approximations to the nearest tenth for the square roots. An example is done for you.



The perimeter of this figure is

$$4 + \sqrt{10} + \sqrt{18} \approx 2 + 3.2 + 4. = 9.4 \text{ units}$$

